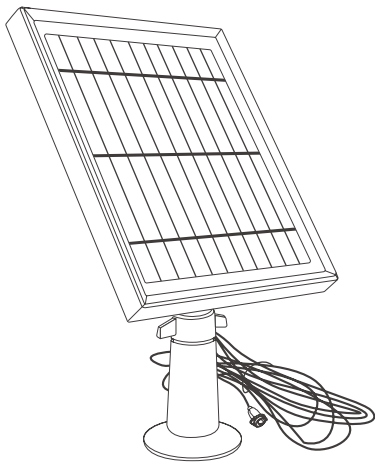


# ZOSI

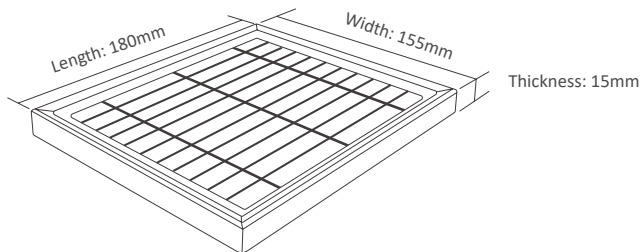
## Solar Panel User Guide



For more information of the camera, please go to ZOSI official website: [www.zositech.com](http://www.zositech.com).

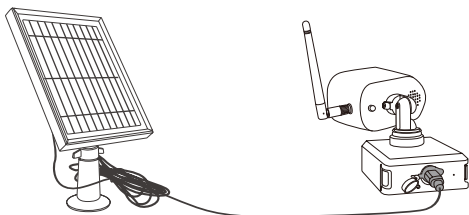
## 1 Dimensions

---




## 2 How to Connect

---



### 3 What's in the Box

---



Solar Panel



Bracket



Mounting  
Template



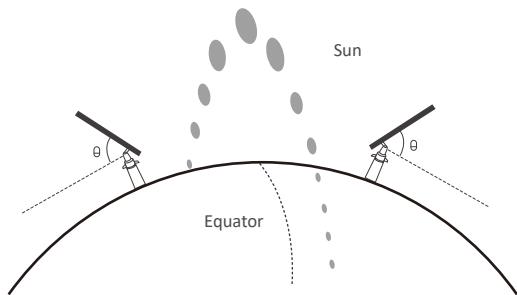
Screws



User Guide

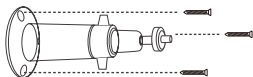
### 4 Installation

---



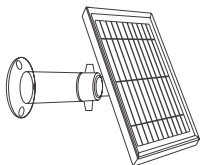
(1) Please choose a location with the most sunshine throughout the year for your solar panel.

(2) The solar panel only needs a few hours of direct sunlight to provide enough energy for your camera every day. The energy capacity that solar panels can generate is affected by factors such as weather conditions, seasonal changes, geographic location, etc.. Appropriately adjust the angle of the solar panel according to seasonal changes when necessary.



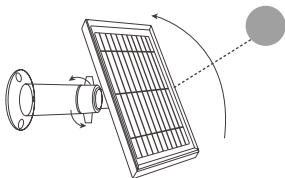
Fix the bracket in place with screws.

---



Install the solar panel on the bracket and fix it with a lock nut

---



Loosen the adjustment control knob on the bracket, adjust the angle of the solar panel so that it can receive direct sunlight, and then tighten the adjustment control knob again to ensure that the angle of the solar panel does not shift.

## **5** Transportation, Working Environment and Notice:

---

1. Storage conditions: room temperature, humidity $\leq$ 60%
2. Use in an uncovered outdoor environment under the sun.
3. Working environment temperature: -20°C ~60°C .
4. Dustproof and waterproof grade of solar panels: IP66.
5. This product should not be in contact with strong corrosive substances.
6. Avoid hard objects scratching or hitting the surface of solar panels during use.
7. Solar panels cannot bear bending stress during transportation and assembly.

# ZOSI

**[www.zositech.com](http://www.zositech.com)**  
**[service@zositech.com](mailto:service@zositech.com)**

All rights reserved. No part of this publication may be reproduced by any means without written permission from ZOSI. The information in this publication is believed to be accurate in all respects.

ZOSI cannot assume responsibility for any consequences resulting from the use thereof. The information contained herein is subject to change without notice. Revisions or new editions to this publication may be issued to incorporate such changes.